

NEWSLETTER

FEBRUARY 2015

The Historic Machinery Club of Tasmania inc.,
P.O. Box 8, Penguin Tas 7316

Meeting First Tuesday Each Month
7.30 p.m.

OFFICE BEARERS 2014-2015

PATRON:-

Jeremy Rockliff

PRESIDENT:

Brian Scott 33 Manuka Drive, Burnie 7320. 03 6433 1173 / 0400 248 044

VICE PRESIDENT:

Brian Ling 196 Allport Street, Leith 7315. 03 6428 2541 / 0418 513 431

SECRETARY:

Phil Weeks 59 Blackwood Parade Romaine Park 7320. 03 6433 0813 / 0408 330 813

SECRETARY ASSISTANT:

Elaine Voss 77 Saunders Street, Wynyard 7325. 03 6442 2737

TREASURER:

Ivan Best 17 Old Cam Road, Somerset 7322. 03 6435 2953 / 0418 129 938

NEWSLETTER EDITOR:

Lyn Richards 201 Stoodley Road, Stoodley 7306. 0429 968 623
Email - lynrichards56@gmail.com

PUBLICITY OFFICER:

Elaine Voss 77 Saunders Street, Wynyard 7325. 03 6442 2737

PUBLIC OFFICER:

Tom Moore 4 Inglis Street, Wynyard 7325. 03 6442 2364 / 0428 587 807

EVENTS COORDINATORS:

Fred Harris 11 Gaffney Street, Ulverstone 7315. 03 6425 2792 / 0438 252 792
David Perry 7738 Bass Highway, Sassafras 7307. 03 6426 7238 / 0418 140 901

PROPERTY OFFICERS:

David Burk, 4 Maxfield Court, Devonport 7310. 03 6424 3133
Rex Woodberry 293 Murchison Hwy, Somerset 7322. 03 6435 2031

LIBRARIAN:

Kate Best 17 Old Cam Road, Somerset 7322. 03 6435 2953 / 0418129 938

NHMA DELEGATE:

Brian Scott 33 Manuka Drive, Burnie 7320. 03 6433 1173,
Or PO Box 124, Burnie, Tas. 7320.
Email - brianscott940@yahoo.com.au

SAFETY OFFICERS:

Ian Bessell PO. Box 418, Somerset. 03 6435 2328 / 0427 871 476
David Perry 7738 Bass Highway, Sassafras. 03 6426 7238 / 0418 140 901
Brian Ling 196 Allport Street, Leith. 03 6428 2541 / 0418 513 431
Rodney Springer 278 Relbia Road, Relbia. 03 6344 6040 / 0418 386 731
Andrew Lyne 14 Ronald Place, Norwood. 03 6344 3219 / 0408 977 861
Kerry Bradbury RA 596 Scotchtown Road, Irishtown. 03 6456 4180
David Burk 4 Maxfield Court, Devonport. 03 6424 3133
Brian Scott 33 Manuka Drive, Burnie. 03 6433 1173
Ivan Best 17 Old Cam Road, Somerset. 03 6435 2953 / 0418 129 938

LIFE MEMBERS:

Bob McCall (dec) • Fred Bayley (dec.) • Brian & Kaye Ling • David & Judy Burk
Ernie Sharman (dec) • Margaret McCall • Rick Diprose • Ivan Best • David Perry
Russ Radford • Viv & Elaine Voss • Gerry & Rhisa Weustenfeld • Ian Bessell
Bevan Banham • Tony Campbell • Eric & Graham Chatwin • Phillip Weeks
Trevor Sherriff (dec.) Kelvin & Joan Fielding • Peter Lawrence (dec)

Gowrie Park 27th December



Well what a grand little event this turned out to be, not only the axemen, but also the amount of our members that turned up.

It was the biggest amount that I can recall being there. Perhaps the "barby" at Gerry and Rhisa after was a draw card.

Anyway the weather was great which also helps with events that are a bit out of the way for some of us, but just the same it was great to see so many in attendance.



Those being,
Rodney & Alison Springer,
Tom & Barbara Moore,
David & Judy Burk,
Caleb Dover (new member, welcome),
Brian & Kay Ling,
Nigel Boyd,
Lutz Bockish,



Gowrie Park 27th December cont.



Joe Young,
Graham & Heather
Howard,
Karl Mineur,
Gerry & Rhisa
Weustenfeld,
Ivan & Kate Best,
Rex Woodbury,
Jim Dickson,
Peter Unwin,
Fred Harris,
Brian Scott,
Viv & Elaine Vos,
Rus Radford,
Lyndon Diprose,
Jeff Springer.



Items on display were quite varied from chainsaws, tools, mowers, milk cans, water pumps, a small tractor, which could of been sold several times over, various engines some being displayed for the first time, air compressor, miniature engines.


Jeff Springer



You know you are getting old when everything either dries up or leaks.

Qld Heritage Rally July 2014

The Burdekin Club held the Qld Heritage Rally in July 2014 was attended by Rodney & Alison Springer. A highlight was when Alison was allowed to drive a traction engine that belonged to Tony Little



of Chillago. The drive was from their club rooms at Ayr to the rally site along the Bruce Highway it took 1 1/2 hours to travel at 5kph, this was a far cry from her Corolla.

Do you need your vehicle serviced??

If so call the team at

Burnie Fuel Injection Service.

Logbook servicing or servicing
to your requirements.

Servicing cars and 4WDs.



Common Rail Injectors



We can also service all your diesel fuel pumps & injectors, supply glow plugs, parts and service. Also selling Lister parts, Lister diesel oil and we can supply Lister gensets and pumps to suit your needs.

BURNIE FUEL INJECTION

Shed 2, 22 DURHAM ROAD COOEE

Phone 03 6431 5089

Fax. 03 6431 5099

**Please give Heath, Glenn, Nick or
Janine a call.**



Reminders

Have you paid your membership yet?

Remember no insurance card - no display at the National Rally at the end of the month. It takes time to get your membership card from NHMA so please make sure your membership is paid up in time for you to receive it in the mail.

National Rally 2015

Do you have anything to display at the National Rally?

The catalogue may have gone to print but it is not too late to book your space. There is still room for more displays so ladies if you have anything at all please give it some very serious thought.

You know what it is like to go to events and see plenty of tractors and machinery - the ladies also like to view things that interest them. Get your thinking caps on and get organised - no matter how little you have you may have something to show that will interest others. Any members interested in a display of crafts and memorabilia in the craft sheds please get in touch with Kaye Ling on 6428 2541 or email Kaye at rest.down@bigpond.com

Forms are available (with all the relevant details re cost etc.) on the website for commercial sites – www.nhma15.com

If you don't have access to the internet and need copies of forms please get in touch with committee or Kaye.

Safety at National Rally

Members are reminded of their obligations to NHMA safety guidelines. These are printed this month for your reference. If there are any queries please contact a Safety Officer (listed on page 2) These guidelines are put in place for both your safety and the safety of the public. I am sure we all want the Tasmanian National Rally to be free of injuries so please, if you are not familiar with the regulations, have a look and find out what your obligations are.

Agfest 2015

All members wishing to attend and display at AGFEST 2015 to have your names in to Wayne Woods or Fred Harris by Feb HMC Club meeting. If you do not comply, result will be no gate pass, no entry. Wayne's phone, 6425 4014 or 0418 196 485.

Fred's mobile only, 0438 252 792.

NATIONAL HISTORICAL MACHINERY ASSOCIATION INC.

SAFETY GUIDELINES

ISSUE NO.: 3. Date of Issue: April 2002: 2.1 and 2.2 amended June 2002: 3.3 amended August 2004: 1. 1, 2.5: 3.17 amended July 2007 and 2.4 amended January 2010; November 2012.

INTENT OF SAFETY GUIDELINES

The intent of these guidelines is to provide a safe work area for exhibits with safe working practices, both for the operators and the general public. Exhibitors are advised that unsafe work practices will not be tolerated and that any exhibitor using unsafe work practices may be asked to shut down their exhibit. The exhibit may be restarted, at the discretion of the Safety Officer, if safe working practices are implemented to the satisfaction of the Safety Officer.

1. RALLY COMPOUND & BUILDINGS USED FOR EXHIBITS

1.1 FENCES: The rally compound/ s shall be fenced on all sides with firmly fixed posts, carrying an approved type of mesh, e.g. ring lock type fencing or high density polyethylene mesh as used by Government Authorities or other type of fencing approved by the Safety Committee. The fence should stand approximately one metre in height. The use of rope as fencing is strictly forbidden . An access gate is to be included in the fence line, climbing over fences is not allowed.

1.2 SAFETY EQUIPMENT: An approved Fire Extinguisher and First Aid Kit (including the NHMA Accident Report Form) shall be present within the compounds. These items are to be supplied by the host club.

1.3 SAFETY OFFICERS: Are to wear an identifying vest, shirt or sash and a name tag.

1.4 ACCESS TO COMPOUND: Only insured operators of engines and machinery and insured club members are to be allowed within the compound.

1.5 SIGNS: Signs are to be displayed on compound fences, stating "no admittance to the public". Any signs erected by clubs shall be erected securely and not liable to blow over.

2. GENERAL ENGINE SAFETY

2.1 WORKING ENGINES: All operating engines and equipment shall be in a safe working condition.

2.2 ITEMS TO BE CHECKED: This section is for the owners to check. If safety officers find that there is a problem in this area then the owner will be asked to shut down their exhibit.

Special attention shall be given to items such as:

- Hot steam and exhaust pipes; Shafting
- Fuel tanks; Fuel lines
- Locknuts
- Governors on stationary engines
- Flywheel keys/nuts; Belting
- Spark plugs
- Magneto drives and side shafts

2.3 INSPECTION BY SAFETY COMMITTEE

Exhibits may be checked by a Safety Officer or Club Committee Member at any time. In the event of a dispute, the exhibitor has the right of appeal to the Safety Committee.

2.4 FLYWHEELS: Engines shall be placed in the compound with the flywheels running parallel to the fence. Where engines may be better observed by placing the engine with the front viewed from the fence line, the engine may be placed so that rotation of the flywheel is away from the public at the fence. Engines with repaired flywheels may be operated, provided an engineer's certificate is obtained and presented to the rally organisers prior to any event.

2.5 SPACING: All engines and machines shall, where possible, be placed a minimum of one and a half metres (1.5m) from the fence, with a minimum of one metre (1.0m) between the engines.

2.6 STORAGE OF COMBUSTIBLE LIQUIDS: The storage of combustible liquids shall be in an approved type of container with a screw cap or self-locking flap type cap. Combustible liquid containers shall be stored away from operating engines or machinery.

2.7 ENGINE REFUELLING: All internal combustion engines shall be stopped for refuelling operations. The "no smoking" rule applies and a fire extinguisher shall be close by.

2.8 UNATTENDED ENGINES/MACHINES: No operating engine/machine is to be left unattended.

3. GENERAL ENGINE SAFETY

3.1 DRIVEN EXHIBITS: The operation of all driven machinery is subject to the approval of the Safety Committee. All engines and driven exhibits shall be securely fastened to the ground or otherwise rendered incapable of movement. All vee section and flat belts and other drive shafts shall be in good condition and have adequate guarding or fencing where considered necessary by the Safety Officer/Committee.

3.2 CHAFF CUTTERS: Chaff cutters may only be operated with a protective cover over the knives.

3.3 SAWS: Drag-saws, chainsaws, power hacksaws and sawmilling equipment may be demonstrated. Clubs should make themselves familiar with the safety regulations applying to the use of such equipment within the relevant State or Territory. Clubs need to be aware that such demonstrations are to be conducted in separate enclosures with particular attention being paid to protective clothing, the distance and direction from public, only the machine operator(s) to be in compound, qualifications of the operator, e.g. knowledge of kick-back safety, no drop or boring/plunging allowed, etc.

3.4 CUTTING BLADES: All blades on exhibited rotary mowers shall be removed and blades on mechanical scythes shall be disengaged except during actual demonstrations in designated areas. Blades must be removed if operated in a compound with other exhibitors.

3.5 RADIAL AND AIRCRAFT ENGINES: Radial and aircraft engines shall not be operated with a propeller attached and shall comply with the relevant State/Territory noise levels.

3.6 BOILER AND PRESSURE VESSEL CERTIFICATES: Steam boilers and pressure vessels shall have an approved inspection certificate, which is to be sighted by the Safety Committee before operation.

3.7 STEAM PLANT OPERATOR CERTIFICATES: Steam plant shall only be operated by persons holding an appropriate operators certificate which shall be sighted by the Safety Committee prior to operation of the steam plant.

3.8 SELF PROPELLED VEHICLES AND MACHINERY: Shall not be operated at a greater speed than walking pace. Self-propelled vehicles and machinery shall only be driven in the designated area, fenced compound, or while under the direction of the Safety Officer. Additional safety information regarding the operation of self-propelled machinery is contained in the notes for tractor operation. They should not be driven on a road where the public has access, unless they are registered or have a permit.

3.9 PASSENGERS: Tractors shall NOT carry passengers, unless original seating is available to carry passengers. Riding on mudguards, drawbars or implements is prohibited.

3.10 PASSENGERS ON STEAM POWERED VEHICLES: Traction engines and steam rollers shall NOT carry passengers

3.11 TRAILERS: Passengers are not allowed on trailers.

3.12 SAFETY GUARDS AND FENCES: Machinery shall not be operated

unless adequate safety guards or fences are in place. PTO shafts shall have a protective covering for the full length of the driving shaft.

3.13 LOADING AND UNLOADING EQUIPMENT: Operators who are loading or unloading equipment with winches, ramps or other lifting equipment shall ensure that such equipment is in a safe working condition and of adequate strength for the job. The Safety Officer shall have the power to hold unloading should any equipment be considered inadequate. Refer also the NHMA Tractor Guidelines.

3.14 CLOTHING AND FOOTWEAR: No open toe footwear is to be worn and clothing shall not be excessively loose. Safety boots and overalls are recommended.

3.15 FIRE BANS: Local fire restrictions shall be observed at all times.

3.16 RELEVANT STATUTES: All relevant Council, State and Federal Statutes shall be observed, regarding the operation of machinery, noise limits, fire restrictions, alcohol limits, etc.

3.17 DRIVERS/OPERATORS CONDITIONS: All drivers are to be licensed & insured. Juniors, fifteen years to seventeen years, may drive a tractor in a 'grand parade' or 'tractor-pull' whilst under responsible adult supervision. The 'grand parade' or 'tractor pull' must be conducted inside a securely fenced compound that excludes all members of the public. Outside securely fenced compounds all drivers must hold a current state driver's license.

4.0 STATIONARY TRACTORS AND UN-REGISTERED TRUCKS AND CARS

4.1 Tractors outside fenced compounds are to be stationary – NOT TO BE MOVED.

4.2 All vehicles must have the key taken out or battery terminals removed.

4.3 All vehicles must be in neutral; Park/Handbrakes must be applied, and suitable wheel chocks must be used.

4.4 A sign on the tractor that says – "Please do not climb on tractor".

4.5 A Safety Officer or a Club Official must be in attendance at all times. Ratio 1-5. (1 official to 5 stationary tractors)

4.6 If a tractor is to be moved then a Safety Officer must be in attendance and the tractor can be moved at walking pace, under the Safety Officers direction.

ADDITIONAL NOTES FOR TRACTOR OPERATION

Please read these statistics: Accidents can happen to YOU!! In recent

years more people have been killed by tractors than any other piece of rural machinery. Nearly nine out of every ten people killed on farms die as a result of accidents involving tractors. One in every four people killed in tractor accidents are children under the age of 16 years. Ninety percent of tractor accidents occurred at less than eight kilometres an hour. Seventy-five percent of the operators involved in these accidents had more than five years experience on tractors. Sixty percent of all accidents occurred on slopes of less than five degrees. A tractor can roll over in half a second.

Safety, in historic tractor displays and tractor pulls in Australia is a factor that all associated parties need to think about before serious accidents occur. The risk of potential incidents increases with the increased interest in tractor collecting and the trend towards collecting tractors by many people who are relatively inexperienced.

Quite simply, we must act to minimise the reliance on driver skills by sensible safety practices. Also, please refer to the NHMA Tractor Pull Guidelines that have applied from: 1st July, 2007.

Operators and officials are the only persons permitted within the pulling track compound, which must be fenced and sign posted to exclude any member of the public. Parked tractors need to be secured to prevent accidental rolling or colliding with another tractor. All tractors must have a clutch that releases correctly, an engine stop control that can be operated from the drivers seated position, and safe practices are required to be in place to ensure the hitch/unhitch staff are not at risk when hooking and unhooking the pulling sled.

Most vehicle events [including tractors] take place in securely fenced compounds and vehicles/tractors within these compounds do not require registration/permits. However, areas outside these fenced compounds may be regarded as a public place. All vehicles driven on a public place need to have club registration/permit; this is a normal requirement of the motor traffic laws of each State. On a public place, vehicle owners are advised to take out comprehensive or third party property cover for their vehicles. However, if tractors are loaded and driven into an area, which is fenced off from the public then unloaded, they may not need to have a permit or club registration. A motor propelled machine includes traction engines and models that can be driven. Clubs should check the legal requirements in their local area.

As equipment such as tractors and the like may be classed as heavy machinery, participants can only drive a tractor/vehicle if the State law allows. Many States have different regulations for the age of licensed drivers.

It is recommended that a loading ramp be provided to allow for two heights of trucks to safely load or unload. It is also desirable to have a tandem trailer height ramp. All ramps are to be of solid construction and regularly maintained.

Loading and unloading of tractors is to be carried out in a safe manner on the loading ramps provided, or by the transports own ramps which must be of adequate construction for the tractor being carried.

All tractors must be in a safe working condition . The speed of a tractor at a club function or parade must not be greater than walking speed (approximately 8km/hr). The NHMA is concerned about the safety of participants, officials and members of the public. Clubs organising such events are expected to adhere to the NHMA Tractor Pull Guidelines 2007 and participants are expected to abide by those guidelines.

It is important that tractor pulls remain fun, and owners have the chance to try out the treasured toy, rather than allow 'the pull' to become a competition for trophies at any cost.

A tractor modified for performance so that it is not in its standard form is not part of an historic tractor pull and is not included within the existing insurance arrangements. There should be other arrangements made for these types of vehicles. High performance tractor and truck pulling really belongs to the motor sport fraternity and should be controlled by the Confederation of Australian Motor Sport (CAMS), not the National Historical Machinery Association (NHMA).

The pulling track is to be fenced along all sides. This should include space between the pull track and spectators. The distance between the fence and the pull track should be between 4 and 6 metres in width; with the length to suit the sled in use. The pulling track must be safe and free of areas such as deep mud holes which might contribute to unexpected turn-overs.

Please ensure that the public is denied access to pull site. Tractors must be separated from the public by a fence of type suitable to restrain the public from the track.

All tractors must be submitted to a safety check by the club's Safety Officer/Committee. Safety Officers/Committees will have the FINAL say in all safety matters. Entrants' tractors may be inspected by a Safety Officer/Committee Member at any time for safe operation. Safe practices to be followed to ensure hitch and unhitch staff are not at risk when hooking and unhooking the pulling sled.

- Never fuel a tractor with the engine running.
- No loose objects on the tractor, especially fuel containers
- No dismounting from moving vehicles.


- The driver must demonstrate competency in tractor operation.
- Drivers MUST attend a driver's briefing at the start of the pull.
- An adequate first aid kit and knapsacks or fire extinguishers to industry requirements must be on hand. It is considered appropriate that members, trained in the use of such equipment, will be in attendance.
- The storage of combustible fuels shall be in an approved container and stored away from running engines.
- Always start a tractor with a qualified person in the driver's seat, if possible. By sitting in the seat you can reach all the necessary controls, whereas, if you stand on the ground beside the tractor, you can only reach some of the controls.
- A tractor has one seat to carry one person, the driver. Some may have an additional seat fitted as standard equipment. Riding on drawbars, three point linkages, carryalls or on foot flats is strictly prohibited.
- Always get on and off a tractor from the left-hand side, [looking from the rear] unless the tractor design prevents this, in which case more care must be taken.
- If there is a seat fitted on the tractor the driver must remain correctly seated at all times. NO passengers allowed on tractors. DRIVER ONLY during pulling.
- Pulling will start and stop at the sound of a horn on a sled, or as signalled by a flagman.
- Tractors must be in neutral and driver must have both hands raised to indicate neutral before hook up or unhooking occurs.
- Track marshals are to be in control of pulling at all times.
- Only the tractor driver and sled staff are to be on the track at any time

All members, through their own Club's affiliation with the NHMA, are protected for their legal liability in their Club name. The Member's Club is part of the overall liability limit provided to the NHMA under one master policy.

Also every Member has Personal Accident Insurance whilst performing work for their Club, or during a rally, to the limit as detailed to the NHMA under this master policy.

Clubs must also advise the NHMA any circumstances that "may" lead to a claim against the Committee of the Club or against the Committee of the NHMA.

More pics from Jeff Springer Tractor pulling, Tallahassee (Florida).



Town of
TEA ROOM
Topiary


On Site at the National Rally
Home made cakes & slices
Rabbit, Wallaby & Venison Pies
Devonshire Tea / Cappuccino
With Wendy's own award winning jam

0428 911 761 - 6491 1761



Don't be a slow coach . . .

If you want a bus
just call us.



SIMS
COACHES

Phone (03) 6429 3220

Fax (03) 6429 3385

1270 Castra Road Sprent 7315

BUY SELL OR SWAP

WANTED TO BUY

Start-o-matic Solenoids to suit Lister Diesel Engine Gen Set LR1, SR 2. Contact Brian Scott, 0400 248 044 Price and Availability

BUDA 6 cyl engine parts, push rods, p/n 4504052, cam followers, p/n 4504063, injectors, p/n 4500533. Any help with above items, please phone B. Scott, 0400 248 044 with details, price.

Fuel pump to V4 Wisconsin Engine in good condition, please. Contact Ray Harris, phone 0409 850 745.

177 Canadian Chainsaw starting mechanism, contact Barry Gillies, Phone 03 6372 2542

Sundial Type A 4 hp parts. Phone Neville Kent 6491 1783.

5 blade 45 inch diameter Cutter Wheel for Andrews and Bevan, NZ and Commonwealth Chaff Cutter. Also **wreck or parts of Empire model** for restoration project. Phone Mac Campbell, Somerset. 6435 2598 with details & price etc.

WANTED TO SELL

28 Fergie tractor parts new and used, also has 6" flat pulley drive belt (17 foot) 12 ton pipe bender, 1/2"- 2" for hire (members only) Contact Michael Clarke, phone 6442 3875.

Britstand Concrete Mixer, very large. Contact Mark Austin, phone 0407 120 090, or Phil Weeks, phone 0408 330 813 for more details.

Howard Rotary Hoe, Gem, 1953, Price negotiable, John Lee, Phone 6496 1354.

BUY SELL OR SWAP

WANTED TO SELL

ALLEN OXFORD Mower, Sundial Engine? Details phone Roderick Cuthbert 03 6394 7320, mob Rod, 0427 919 794, or Mary,(wife) 0427 947 320

Massey Harris MH 11 side delivery rake, in good order. Phone Barry Evans for details and location. 6491 2654

1945 Chev Maple Leaf truck, dual wheels, in going order. \$7000. See Jim Pearce, Edward St, Somerset. Ph 0407 522 095

Old tools. Call John Pethybridge for details.
Phone / fax 6437 2600 or PO Box 400, Penguin, Tas 7316

John Deere ride on mower, 54" cut, \$1500
Phone Mark Mooney 0417 880 483 or 6384 1038

Sunshine chaff cutter and seed cleaner. Contact David Perry for details 0418 140 901

WANTED KNOWN

Castings in Bronze, Aluminium, Austral Bronze, Copper. Small or Large Castings, no problem. Call Dwayne Kingston,
Phone 0428 686 568.

A contact for Lister info. David Bailey, Flinders Island,
Phone 6359 3513.

Got something to sell or want to buy something.
Phone Lyn on 0429 968 623, post to 201 Stoodley Road, Stoodley 7306 or email lynrichards56@gmail.com
Photos welcome. If you sell your item or happen to buy what you are looking for please be sure to cancel your advert thank you.

BAKES SAWMILL P/L
847 Claude Road
SHEFFIELD
6491 1699



For all your
sawn timber
needs

Please
give us
a call



Members exhibiting at Agricultural shows will not be entitled to a BBQ provided by the Club. This may be at members discretion if BBQ facilities are available.

Newsletter items

Please send to: Lyn Richards
email - lynrichards56@gmail.com

201 Stoodley Road,
Stoodley 7306

Phone 0429 968 623

Items including photos and anything you think may be of interest to members to be sent before 20th of month prior.

Gaffney (Machinery) Pty Ltd

Est. 1961

Call us for New Holland baler, old model Ford and Fordson tractors and Connor Shea machinery parts. We also have access to overseas sources for parts from UK, Italy, USA and others.

You will find us competitive and efficient.

Contact Andrew today.

Phone 6435 1104 Fax 6435 2634

WE ALSO HAVE PARTS FOR YOUR CASE IH / McCORMICK

www.gaffneymachinery.com.au



NEW HOLLAND



Members please note

It is now a requirement that you please display your name tag at our monthly meetings and also at our machinery displays. This will help our new members to get to know the rest of us, thank you. Please note if you require a name tag please let Ian Bessell know. Contact details are on page 2 thank you.

Next Meetings

March 3rd

April 7th

Meetings start 7.30 p.m.

Members please bring food for supper.

If you have an item of interest for show and tell please bring along and share or even a good joke.

The NHMA Mission Statement.

The NHMA Inc is an Association of enthusiasts from across Australia, formed in 1987 by a small band of clubs with similar interests that provides a fellowship with common interest of collecting, restoring, displaying of Heritage Farm Machinery, Tractors, Vehicles and Associated Memorabilia.


The necessity of a working handbook for NHMA member clubs has grown over the past years. The issues of insurance, safety matters, club record keeping have and will continue to become more complex. It is also becoming more difficult for clubs to elect officers who are willing to take on these positions that are vital to the clubs future. The guideline handbook is now updated regularly, to keep up with latest developments. The main theme is on SAFETY FIRST AT ALL TIMES.

Taken from the NHMA current guidelines. Your President, Secretary and Treasurer have the current handbook. Please ask if you would like to check on an issue.

The "BARTRAM" Engine

revels in hard work ! Ready for use any old hour you like,

The "Bartram will quickly and efficiently do your Chaffcutting, Separating, and all those multitudinous jobs to be done on a progressive farm.



Costs little to run and next to nothing for upkeep.
Sizes from 2 to 15 H.P.

EASY TERMS.
Write for Catalog and full particulars.

AGENTS FOR "ALFA-LAVAL" CREAM SEPARATORS - "The World's Best."

J. BARTRAM & SON Pty. Ltd.

**586 Bourke St.,
MELBOURNE.**